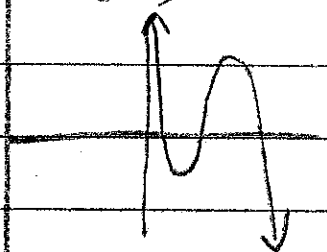


2011

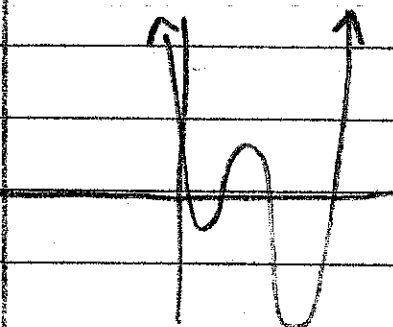
7.2 HW

Key p356-358 17, 23, 36-38

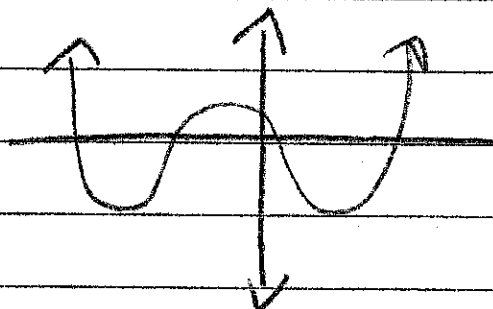
17.  $f(x) = -3x^3 + 20x^2 - 36x + 16$

roots:  $\{ \frac{2}{3}, 2, 4 \}$ relative min  $\{ -3.609 \}$ relative max  $\{ 7.297 \}$ 

23.  $f(x) = x^4 - 9x^3 + 25x^2 - 24x + 6$

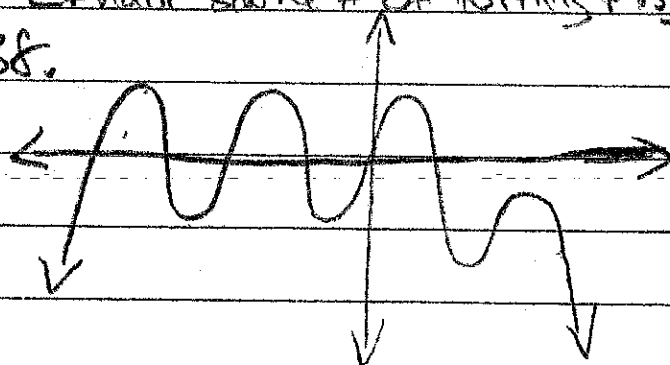
roots:  $\{ .382, 1.268, 2.618, 4.732 \}$ rel. min  $\{ -1.418, -10 \}$ rel max  $\{ 2 \}$ 

36.



36-38 Don't need to  
be exactly like mine, but  
should open the same way  
+ have same # of turning pts

38.



37.

